

2.0 Basic Elements of a Quantum Information Processor

2.1 Classical information processing

2.1.1 The carrier of information

- binary representation of information as **bits** (Binary digITs).
- classical bits can take values **either 0 or 1**
- information is represented (and stored) in a physical system
 - for example, as a voltage level at the input of a transistor in a digital circuit
- in Transistor-Transistor-Logic (TTL)
 - "low" = logical 0 = 0 - 0.8 V
 - "high" = logical 1 = 2.2 - 5 V
- similar in other approaches
 - CMOS: complementary metal oxide semiconductor
 - ECL: emitter coupled logic
- information is processed by operating on bits using physical processes
 - e.g. realizing logical gates with transistors

2.1.2 Processing information with classical logic

- decomposition of logical operations in **single bit and two-bit operations**

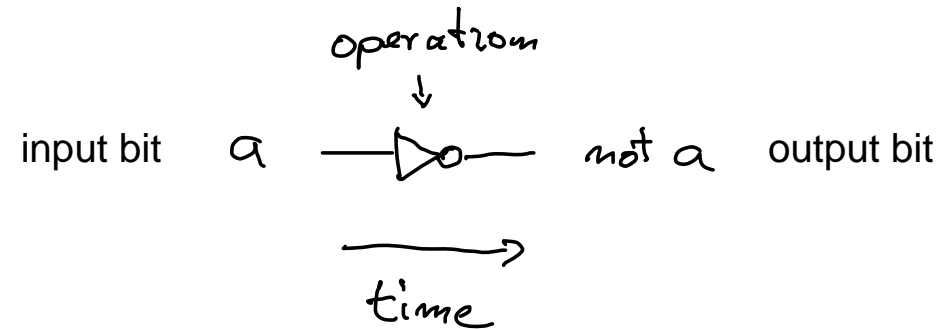
- trivial single bit logic gate: **Identity**

- non-trivial single bit logic gate: **NOT**

- circuit representation

truth table of operation

IN	OUT
1	1
0	0
0	1
1	0



- representation of time evolution of information
- each wire represents a bit and transports information in time
- each gate operation represented by a symbol changes the state of the bit

2.1.3 The universal two-bit logic gate

- logical operations between two bits: AND, OR, XOR, NOR ...
 - o can all be implemented using NAND gates

- Negation of AND : **NAND**
AND followed by NOT

truth table

IN OUT

0 0

0 1

1 0

1 1

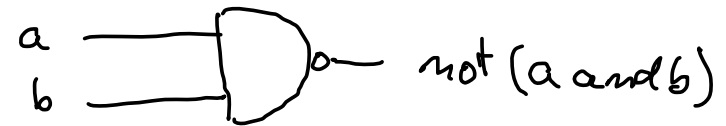
1

1

1

0

- circuit representation of the NAND gate:



Universality of the NAND gate:

- o Any function operating on bits can be computed using NAND gates.
- o Therefore NAND is called a **universal logic gate**.


read: [Nielsen, M. A. & Chuang, I. L., QC and QI, chapter 3, Cambridge University Press, \(2000\)](#)

For quantum computation a set of universal gates has been identified

- o single qubit operations and the CNOT gate form a universal set of gates for operation of a quantum computer

2.1.4 Circuit representation

- Any computable function can be represented as a circuit composed of universal gates acting on a set of input bits generating a set of output bits.



logical circuit computing a function

- properties of classical circuits representing a function
 - wires preserve states of bits
 - FANOUT: single input bit can be copied
 - additional working bits (ancillas) are allowed
 - CROSSOVER: interchange of the value of two bits
 - AND, XOR or NOT gates operate on bits
 - can be replaced by NAND gates using ancillas and FANOUT

Note:

- number of output bits can be smaller than number of input bits
 - information is lost, the process is not reversible
- no loops are allowed
 - the process has to be acyclic

- A similar circuit approach is useful to describe the operation of a quantum computer.
 - But how to make good quantum wires?
 - Can quantum information be copied?
 - How to make two-bit logic reversible?
 - What is a set of universal gates?

2.1.5 Conventional classical logic versus quantum logic

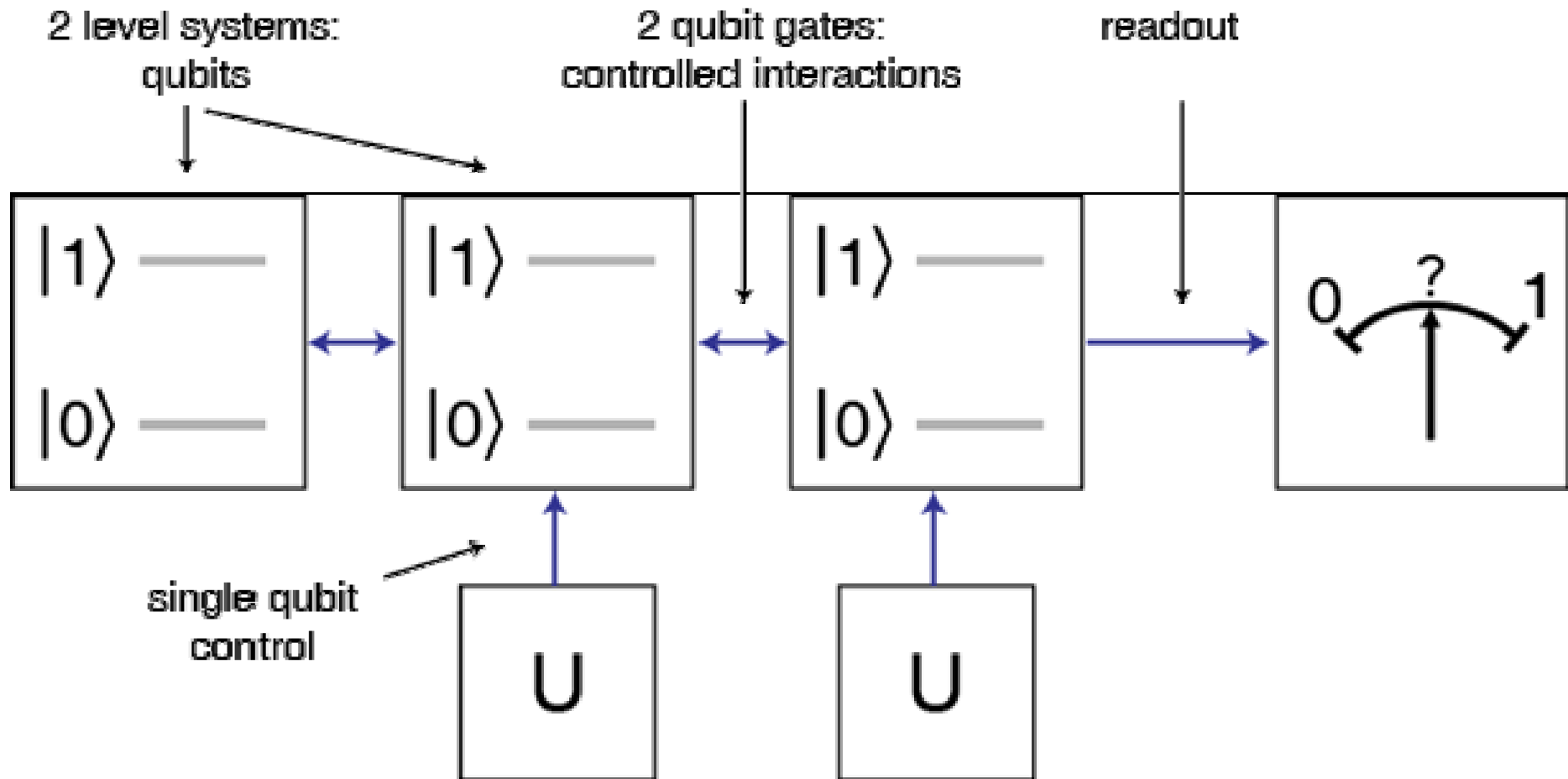
Conventional electronic circuits for information processing

- work according to the laws of **classical physics**
- quantum mechanics does not play a role in information processing

However:

- some devices used for information processing (LASERs, tunnel diodes, semiconductor heterostructures) operate using quantum mechanical effects on a microscopic level
- but macroscopic degrees of freedom (currents, voltages, charges) do usually not display quantum properties

2.2 Basic Components of a Generic Quantum Processor



2.2.1 The 5 DiVincenzo Criteria for Implementation of a Quantum Computer:

#1. A scalable physical system with well-characterized qubits.

#2. The ability to initialize the state of the qubits.

#3. Long (relative) decoherence times, much longer than the gate-operation time.

#4. A universal set of quantum gates.

#5. A qubit-specific measurement capability.

in the standard (circuit approach) to **quantum information processing** (QIP)

plus two criteria requiring the possibility to transmit information:

#6. The ability to interconvert stationary and mobile (or flying) qubits.

#7. The ability to faithfully transmit flying qubits between specified locations.

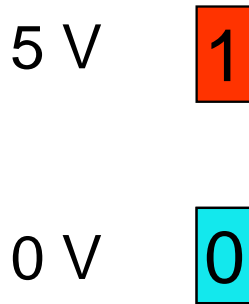
DiVincenzo, D., Quantum Computation, *Science* **270**, 255 (1995)

2.3 Quantum Bits

2.3.1 Classical Bits versus Quantum Bits

classical bit (**b**inary **d**igit)

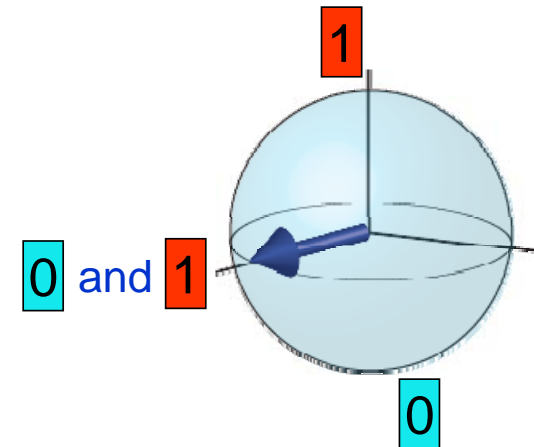
- can take values 0 **or** 1



- realized e.g. as a voltage level 0 V or 5 V in a circuit

qubit (**q**uantum **b**it) [Schumacher '95]

- can take values 0 **and** 1 'simultaneously'



- realized as the quantum states of a physical system
- we will explore algorithms where the possibility to generate such states of the information carrying bit are essential

Schumacher, B., Quantum coding, *Phys. Rev. A* **51**, 2738-2747 (1995)

2.3.2 Definition of a Quantum Bit

Quantum bits (qubits) are quantum mechanical systems with two distinct quantum mechanical states.

Qubits can be realized in a wide variety of physical systems displaying quantum mechanical properties.

- atoms, ions, molecules
- electronic and nuclear magnetic moments
- charges in semiconductor quantum dots
- charges and fluxes in superconducting circuits
- and many more ...

A suitable realization of a qubit should fulfill the so called **DiVincenzo criteria**.

Quantum Mechanical Description of a Qubit

A qubit has internal states that are represented as vectors in a 2-dimensional Hilbert space. A set of possible qubit (computational) basis states is:

$$|0\rangle = \begin{pmatrix} 1 \\ 0 \end{pmatrix} ; |1\rangle = \begin{pmatrix} 0 \\ 1 \end{pmatrix} \quad (\text{Dirac notation})$$

Quantum Mechanics Reminder:

QM postulate I: The quantum state of an isolated physical system is completely described by its state vector in a complex vector space with an inner product (a **Hilbert Space** that is). The state vector is a unit vector in that space.

Note:

This mathematical representation of a qubit allows us to consider its abstract properties independent of its actual physical realization.

2.3.3 Superposition States of a Qubit

A **quantum bit** can take values (quantum mechanical states) $|\psi\rangle$

$$|0\rangle, |1\rangle$$

or both of them at the same time in which case the qubit is in a **superposition of states**

$$|\psi\rangle = \alpha |0\rangle + \beta |1\rangle = \begin{pmatrix} \alpha \\ \beta \end{pmatrix} \text{ where } \alpha, \beta \in \mathbb{C}$$

- when the state of a qubit is measured one will find

$$\begin{array}{l} |0\rangle \text{ with probability } |\alpha|^2 = \alpha \alpha^* \\ |1\rangle \text{ " " } |\beta|^2 = \beta \beta^* \end{array}$$

- where the normalization condition is

$$\langle \psi | \psi \rangle = |\alpha|^2 + |\beta|^2 = 1$$

with $\langle \psi | = |\psi\rangle^\dagger = \alpha^* \langle 0| + \beta^* \langle 1| = (\alpha^*, \beta^*)$

This just means that the sum over the probabilities of finding the qubit in any state must be unity.

Example: $|\psi\rangle = \frac{1}{\sqrt{2}} |0\rangle + \frac{1}{\sqrt{2}} |1\rangle$ equal superposition state

2.3.4 Bloch sphere representation of qubit state space

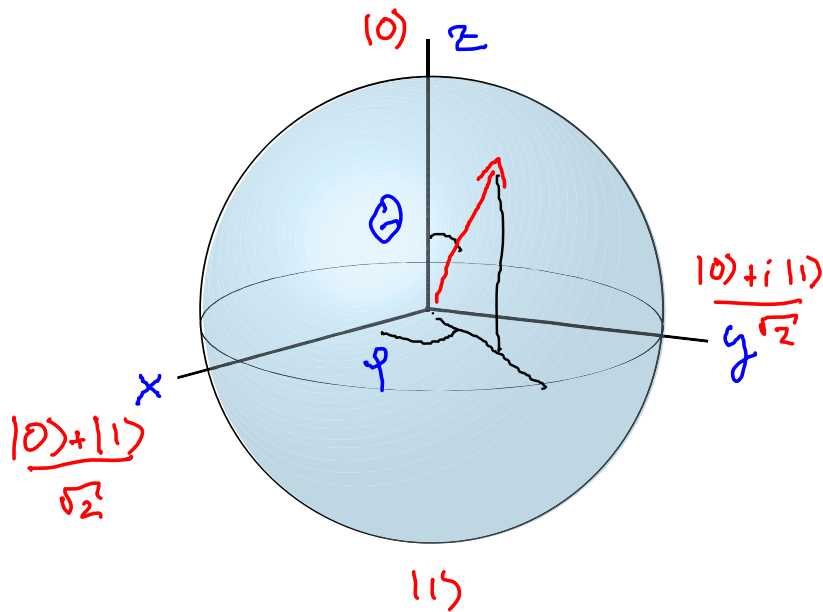
alternative representation of qubit state vector useful for interpretation of qubit dynamics

$$\begin{aligned}
 |\psi\rangle &= \alpha |0\rangle + \beta |1\rangle \\
 &= e^{i\gamma} \left[\cos \frac{\theta}{2} |0\rangle + e^{i\phi} \sin \frac{\theta}{2} |1\rangle \right]
 \end{aligned}$$

γ global phase factor
 θ polar angle
 ϕ azimuth angle

unit vector pointing at the surface of a sphere:

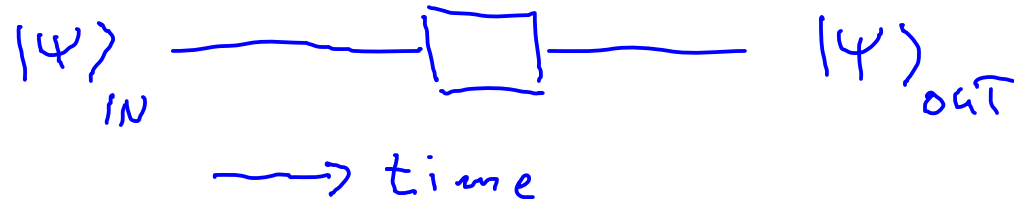
$$\vec{v} = (\cos \phi \sin \theta, \sin \phi \sin \theta, \cos \theta)$$



- ground state $|0\rangle$ corresponds to a vector pointing to the north pole
- excited state $|1\rangle$ corresponds to a vector pointing to the south pole
- equal superposition state $(|0\rangle + e^{i\phi}|1\rangle)/2^{1/2}$ is a vector pointing to the equator

2.4 Single Qubit Logic Gates

2.4.1 Quantum circuits for single qubit gate operations



operations on single qubits:



bit flip

$$|0\rangle \rightarrow |1\rangle ; |1\rangle \rightarrow |0\rangle$$



bit flip*

$$|0\rangle \rightarrow -i|1\rangle ; |1\rangle \rightarrow i|0\rangle$$



phase flip

$$|0\rangle \rightarrow |0\rangle ; |1\rangle \rightarrow -|1\rangle$$



identity

$$|0\rangle \rightarrow |0\rangle ; |1\rangle \rightarrow |1\rangle$$

any single qubit operation can be represented as a rotation on a Bloch sphere

2.4.2 Pauli matrices

The action of the single qubit gates discussed before can be represented by Pauli matrices acting on the computational basis states:

bit flip (NOT gate)

$$X = \begin{pmatrix} 0 & 1 \\ 1 & 0 \end{pmatrix} ; X|0\rangle = |1\rangle ; X|1\rangle = |0\rangle$$

bit flip*(with extra phase)

$$Y = \begin{pmatrix} 0 & -i \\ i & 0 \end{pmatrix} ; Y|0\rangle = i|1\rangle ; Y|1\rangle = -i|0\rangle$$

phase flip

$$Z = \begin{pmatrix} 1 & 0 \\ 0 & -1 \end{pmatrix} ; Z|0\rangle = |0\rangle ; Z|1\rangle = -|1\rangle$$

identity

$$I = \begin{pmatrix} 1 & 0 \\ 0 & 1 \end{pmatrix} ; I|0\rangle = |0\rangle ; I|1\rangle = |1\rangle$$

all are unitary:

$$U = X, Y, Z, I : U^\dagger U = I$$

exercise: calculate eigenvalues and eigenvectors of all Pauli matrices and represent them on the Bloch sphere

2.4.3 The Hadamard gate

a single qubit operation generating superposition states from the qubit computational basis states

$$\begin{aligned} |0\rangle &\longrightarrow \boxed{H} \longrightarrow \frac{1}{\sqrt{2}} (|0\rangle + |1\rangle) \\ |1\rangle &\longrightarrow \boxed{H} \longrightarrow \frac{1}{\sqrt{2}} (|0\rangle - |1\rangle) \end{aligned}$$

matrix representation of Hadamard gate:

$$H = \frac{1}{\sqrt{2}} \begin{pmatrix} 1 & 1 \\ 1 & -1 \end{pmatrix} = \frac{1}{\sqrt{2}} (X + Z) \quad ; \quad H^\dagger H = I$$

exercise: write down the action of the Hadamard gate on the computational basis states of a qubit.

2.5 Dynamics of Quantum Systems

2.5.1 The Schrödinger equation

QM postulate: The time evolution of a state $|\psi\rangle$ of a closed quantum system is described by the **Schrödinger equation**

$$i\hbar \frac{d}{dt} |\psi(t)\rangle = H |\psi(t)\rangle$$

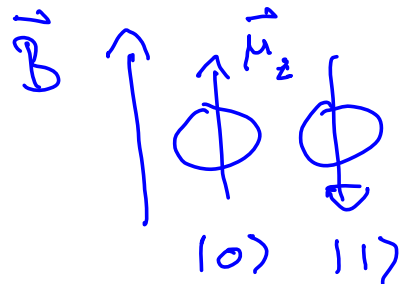
where H is the hermitian operator known as the **Hamiltonian** describing the closed system.

Reminder: A **closed quantum system** is one which does not interact with any other system.

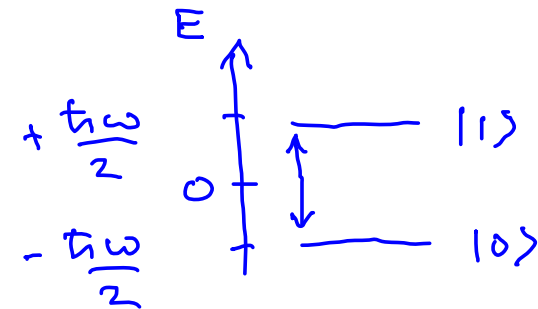
general solution for a time independent Hamiltonian H :

$$|\psi(t)\rangle = \exp\left[\frac{-iHt}{\hbar}\right] |\psi(0)\rangle$$

example: e.g. electron spin in a field



energy level diagram:



Hamiltonian for spin 1/2 in a magnetic field: $H = -\frac{\hbar\omega}{2} Z$

$$H = -\frac{\hbar\omega}{2} (|0\rangle\langle 0| - |1\rangle\langle 1|)$$

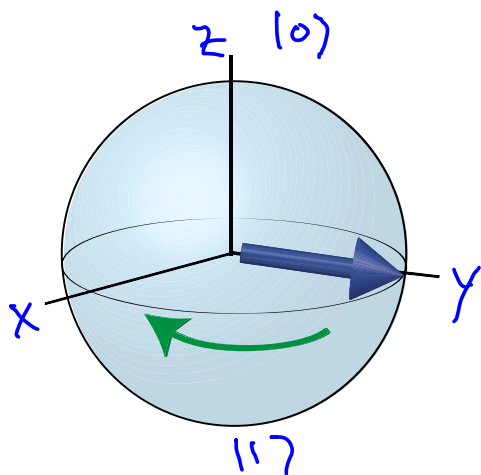
$$|\psi(0)\rangle = |0\rangle \rightarrow |\psi(t)\rangle = e^{\frac{i\omega}{2}t} |0\rangle$$

$$|\psi(0)\rangle = |1\rangle \rightarrow |\psi(t)\rangle = e^{-\frac{i\omega}{2}t} |1\rangle$$

$$|\psi(0)\rangle = \frac{1}{\sqrt{2}} (|0\rangle + |1\rangle)$$

$$= \frac{1}{\sqrt{2}} e^{\frac{i\omega}{2}t} (|0\rangle + e^{-i\omega t} |1\rangle)$$

interpretation of dynamics on the Bloch sphere:



$$|\psi\rangle = e^{i\delta} \left(\cos\frac{\Theta}{2} |0\rangle + e^{i\varphi} \sin\frac{\Theta}{2} |1\rangle \right)$$

$$\Rightarrow \Theta = \frac{\pi}{2}, \varphi = -\omega t$$

this is a rotation around the equator of the Bloch sphere with **Larmor precession frequency ω**

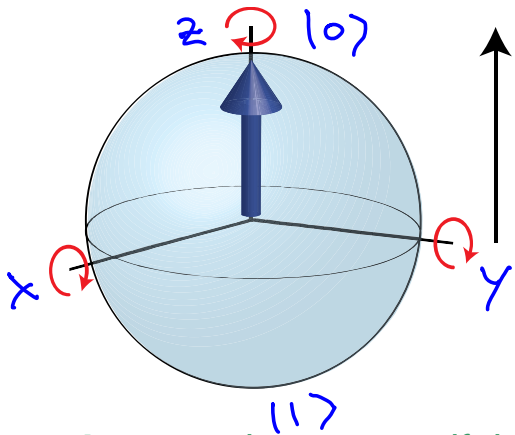
2.5.2 Rotation of qubit state vectors and rotation operators

when exponentiated the Pauli matrices give rise to rotation matrices around the three orthogonal axis in 3-dimensional space.

$$R_x(\theta) = e^{-i\theta X/2} = \cos \frac{\theta}{2} I - i \sin \frac{\theta}{2} X = \begin{pmatrix} \cos \frac{\theta}{2} & -i \sin \frac{\theta}{2} \\ -i \sin \frac{\theta}{2} & \cos \frac{\theta}{2} \end{pmatrix}$$

$$R_y(\theta) = e^{-i\theta Y/2} = \cos \frac{\theta}{2} I - i \sin \frac{\theta}{2} Y = \begin{pmatrix} \cos \frac{\theta}{2} & -\sin \frac{\theta}{2} \\ \sin \frac{\theta}{2} & \cos \frac{\theta}{2} \end{pmatrix}$$

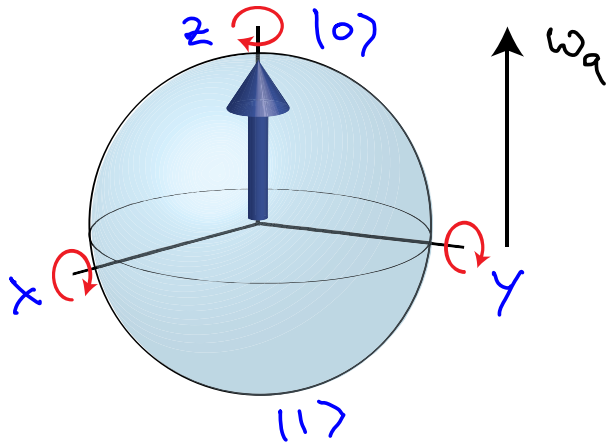
$$R_z(\theta) = e^{-i\theta Z/2} = \cos \frac{\theta}{2} I - i \sin \frac{\theta}{2} Z = \begin{pmatrix} e^{-i\theta/2} & 0 \\ 0 & e^{i\theta/2} \end{pmatrix}$$



If the Pauli matrices **X**, **Y** or **Z** are present in the Hamiltonian of a system they will give rise to rotations of the qubit state vector around the respective axis.

exercise: convince yourself that the operators $R_{x,y,z}$ do perform rotations on the qubit state written in the Bloch sphere representation.

2.5.3 Preparation of specific qubit states



initial state $|0\rangle$:

prepare excited state by rotating around **x** or **y** axis:

X_π pulse: $\mathcal{R}_x t = \pi$; $|0\rangle \xrightarrow{X_\pi} |1\rangle$

Y_π pulse: $\mathcal{R}_y t = \pi$; $|0\rangle \xrightarrow{Y_\pi} -i|1\rangle$

preparation of a superposition state:

$X_{\pi/2}$ pulse: $\mathcal{R}_x t = \frac{\pi}{2}$; $|0\rangle \xrightarrow{X_{\pi/2}} \frac{|0\rangle + |1\rangle}{\sqrt{2}}$

$Y_{\pi/2}$ pulse: $\mathcal{R}_y t = \frac{\pi}{2}$; $|0\rangle \xrightarrow{Y_{\pi/2}} \frac{|0\rangle + i|1\rangle}{\sqrt{2}}$

in fact such a pulse of chosen length and phase can prepare any single qubit state, i.e. any point on the Bloch sphere can be reached